

# 2022-23 Texas Academic Performance Report (TAPR)


District Name: HURST-EULESS-BEDFORD ISD

Campus Name: SHADY OAKS EL

Campus Number: 220916107

This page is intentionally blank.





Texas Education Agency  
2022-23 STAAR Performance (TAPR)  
SHADY OAKS EL (220916107) - HURST-EULESS-BEDFORD ISD - TARRANT COUNTY

	School Year	State	District	Campus	African American	Hispanic	White	American Indian	Asian	Pacific Islander	Two or More Races	Special Ed (Current)	Special Ed (Former)	Continuously Enrolled	Non-Continuously Enrolled	Econ Disadv	EB EL (Current & Monitored)
At Meets Grade Level or Above	2023	40%	64%	84%	*	80%	95%	*	*	*	*	75%	*	88%	76%	76%	74%
	2022	39%	63%	60%	33%	55%	80%	-	-	*	*	38%	*	60%	60%	55%	59%
At Masters Grade Level	2023	16%	34%	50%	*	34%	70%	*	*	*	*	38%	*	49%	52%	36%	22%
	2022	16%	34%	36%	33%	28%	55%	-	-	*	*	8%	*	40%	25%	29%	29%
All Grades All Subjects																	
At Approaches Grade Level or Above	2023	76%	87%	83%	79%	80%	89%	91%	*	50%	100%	61%	71%	84%	81%	78%	79%
	2022	74%	86%	85%	80%	83%	89%	*	100%	44%	96%	60%	87%	87%	80%	80%	80%
At Meets Grade Level or Above	2023	49%	65%	58%	42%	51%	73%	64%	*	33%	81%	35%	43%	58%	58%	47%	46%
	2022	48%	63%	60%	56%	55%	71%	*	80%	22%	84%	29%	53%	61%	55%	50%	51%
At Masters Grade Level	2023	20%	32%	29%	26%	22%	38%	18%	*	17%	59%	11%	29%	28%	30%	17%	18%
	2022	23%	35%	37%	36%	31%	50%	*	80%	11%	64%	13%	40%	39%	31%	27%	28%
All Grades ELA/Reading																	
At Approaches Grade Level or Above	2023	77%	86%	83%	78%	80%	89%	100%	*	*	100%	67%	80%	84%	82%	78%	78%
	2022	75%	84%	84%	75%	83%	87%	*	*	*	100%	56%	71%	86%	76%	78%	78%
At Meets Grade Level or Above	2023	53%	66%	55%	33%	46%	71%	60%	*	*	92%	36%	40%	56%	52%	41%	39%
	2022	53%	64%	58%	67%	54%	67%	*	*	*	91%	27%	43%	61%	51%	48%	48%
At Masters Grade Level	2023	20%	31%	28%	22%	22%	36%	20%	*	*	67%	12%	30%	28%	28%	16%	18%
	2022	25%	33%	38%	50%												



Reading and Mathematics (Including EOC)	2023	State	District	Campus	African American	Hispanic	White	American Indian	Asian	Pacific Islander	Two or More Races	Special Ed (Current)	Special Ed (Former)	Continuously Enrolled	Non-Continuously Enrolled	Econ Disadv	EB EL (Current & Monitored)
Reading and Mathematics (Including EOC)	0.808	0.855	0.589	0.816	0.14	0.69	0.90	0.00	0.00	0.28	0.15	0.00	0.00	0.52	0.40	0.39	0.38

610%

Texas Education Agency  
2022-23 Progress (TAPR)  
SHADY OAKS EL (220916107) - HURST-EULESS-BEDFORD ISD - TARRANT COUNTY

	School Year	State	District	Campus	African American	Hispanic	White	American Indian	Asian	Pacific Islander	Two or More Races						
--	-------------	-------	----------	--------	------------------	----------	-------	-----------------	-------	------------------	-------------------	--	--	--	--	--	--











Texas Education Agency  
2022-23 STAAR Participation (TAPR)  
SHADY OAKS EL (220916107) - HURST-EULESS-BEDFORD ISD - TARRANT COUNTY

	State	District	Campus	African American	Hispanic	White	American Indian	Asian	Pacific Islander	Two									
--	-------	----------	--------	------------------	----------	-------	-----------------	-------	------------------	-----	--	--	--	--	--	--	--	--	--

--	--	--	--	--	--	--	--	--	--	--	--	--	--	--	--	--	--	--	--

--	--	--	--	--	--	--	--	--	--	--	--	--	--	--	--	--	--	--	--

--	--	--	--	--	--	--	--	--	--	--	--	--	--	--	--	--	--	--	--

--	--	--	--	--	--	--	--	--	--	--	--	--	--	--	--	--	--	--	--



--	--	--	--	--	--	--	--	--	--	--	--	--	--	--	--	--	--	--	--

--	--	--	--	--	--	--	--	--	--	--	--	--	--	--	--	--	--	--	--

--	--	--	--	--	--	--	--	--	--	--	--	--	--	--	--	--	--	--	--











Texas Education Agency  
 2022-23 Graduation Profile (TAPR)  
 SHADY OAKS EL (220916107) - HURST-EULESS-BEDFORD ISD - TARRANT COUNTY

	Campus Count	Campus Percent	District Count	State Count
Graduatesf(2021-22 Annual Graduates)				
Total Graduates	-	-	1,665	368,686
<b>By Ethnicity:</b>				
African American	-	-	331	45,227
Hispanic	-	-	516	191,125
White	-	-	556	103,171
American Indian	-	-	5	1,159
Asian	-	-	133	18,794
Pacific Islander	-	-		



There is no data for this campus.

There is no data for this campus.

There is no data for this campus.

Texas Education Agency  
2022-23 Student Information (TAPR)  
SHADY OAKS EL (220916107) - HURST-EULESS-BEDFORD ISD - TARRANT COUNTY


--	--	--	--	--	--	--	--	--	--


--	--	--	--	--	--	--	--	--	--

--	--	--	--	--	--	--	--	--	--




--	--	--	--	--	--	--	--	--	--


--	--	--	--	--	--	--	--	--	--

Education Agency  
 Student Information (TAPR)  
 WEST-EULESS-BEDFORD ISD - TARRANT COUNTY



Membership				Enrollment			
Campus		District		Campus		District	
Count	Percent	District	State	Count	Percent	District	State
34	5.9%	5.3%	5.5%	34	5.9%	5.3%	5.5%
1	0.2%	0.1%	0.2%	1	0.2%	0.1%	0.2%
14	2.4%	2.4%	1.3%	14	2.4%	2.4%	1.3%
55	9.6%	3.6%	2.2%	55	9.5%	3.6%	2.2%
0	0.0%	0.0%	0.3%	0	0.0%	0.0%	0.3%
575	100.0%	47.3%	64.6%	577	100.0%	47.4%	64.6%
30	5.2%	4.4%	3.6%	30	5.2%	4.4%	3.6%
397	69.0%	51.6%	53.3%	398	69.0%	51.6%	53.3%






Texas Education Agency  
 2022-23 Staff Information (TAPR)  
 SHADY OAKS EL (220916107) - HURST-EULESS-BEDFORD ISD - TARRANT COUNTY

Staff Information	----- Campus -----		District	State
	Count/Average	Percent		
Total Staff	50.3	100.0%	100.0%	100.0%
Professional Staff:	45.3	90.2%	67.8%	64.1%
Teachers	36.4	72.4%	53.1%	48.7%
Professional Support	7.0	13.8%	10.8%	10.9%
Campus Administration (School Leadership)	2.0	4.0%	2.8%	3.3%
Educational Aides:	4.9	9.8%	9.3%	11.3%
Librarians and Counselors (Headcount):				
Full-time Librarians	1.0	n/a	25.0	4,258.0
Part-time Librarians	0.0	n/a	0.0	646.0
Full-time Counselors	1.0	n/a	43.0	13,815.0
Part-time Counselors	0.0	n/a	1.0	1,240.0
Total Minority Staff:	31.5	62.7%	34.1%	53.2%
Teachers by Ethnicity:				
African American	2.0	5.5%	7.9%	11.8%
Hispanic	18.3	50.3%	14.2%	29.6%
White	15.1	41.4%	73.7%	54.9%
American Indian	1.0	2.7%	0.8%	0.3%
Asian	0.0			



Texas Education Agency  
 2022-23 Staff Information (TAPR)  
 SHADY OAKS EL (220916107) - HURST-EULESS-BEDFORD ISD - TARRANT COUNTY

Staff Information	----- Campus -----		District	State
	Count/Average	Percent		
Number of Students per Teacher	15.8	n/a	15.8	14.8

Staff Information	Campus	District	State
Experience of Campus Leadership:			
Average Years Experience of Principals	3.0	7.1	6.1
Average Years Experience of Principals with District	3.0	6.7	5.3
Average Years Experience of Assistant Principals	2.0	5.9	5.2
Average Years Experience of Assistant Principals with District	2.0	4.9	4.4
Average Years Experience of Teachers:			
Average Years Experience of Teachers	12.5	12.1	11.0
Average Years Experience of Teachers with District:	4.8	7.2	6.9
Average Teacher Salary by Years of Experience (regular duties only):			
Beginning Teachers	\$60,000	\$54,086	\$53,300
1-5 Years Experience	\$62,083	\$61,192	\$56,516
6-10 Years Experience	\$65,688	\$65,223	\$59,732
11-20 Years Experience	\$67,173	\$67,626	\$63,389
21-30 Years Experience	\$71,602	\$72,115	\$67,876
Over 30 Years Experience	-	\$83,071	\$72,560
Average Actual Salaries (regular duties only):			
Teachers	\$66,376	\$65,943	\$60,717
Professional Support	\$70,295	\$75,325	\$72,022
Campus Administration (School Leadership)	\$96,815	\$100,517	\$85,167
Instructional Staff Percent:			
	n/a	67.9%	65.1%
Contracted Instructional Staff (not incl. above):			
	0.0	2.3	2,105.4

Program Information	----- Campus -----		District	State
	Count	Percent		
Teachers by Program (population served):				
Bilingual/ESL Education	12.7	34.9%	3.8%	5.9%

Texas Education Agency  
2022-23 Staff Information (TAPR)  
SHADY OAKS EL (220916107) - HURST-EULESS-BEDFORD ISD - TARRANT COUNTY

- Indicates there is no data for the item.
- \* Indicates results are masked due to small numbers.
- \*\* When only one student disability or assessment group is masked, then the second smallest student disability or assessment group is masked regardless of size.
- n/a Indicates data reporting is not applicable for this group.
- ? Indicates that the data for this item were statistically improbable or were reported outside a reasonable range.

Link to: [PEIMS Financial Standard Reports 2021-22 Financial Actual Report](#)

(To open link in a new window, press the "Ctrl" key and click on the link.)